



MOMMEHÅ

Directions

“Mommehål 2” is located about two km from the E22. If you are coming from south. After the exit towards Mommehål turn a sharp left. Sign Mörtvik. Follow the road for about 400 m and turn right for one kilometer and park by the road barrier to the left. Follow the tractor track for about 300 m and you will see the boulders on top of the hill to the right of the patch. If you are coming from north you will pass the inn Hjorten before Västervik. Drive 2,5 km to the sign Mom- mehål airport. After the exit towards Mommehål turn a sharp left. Sign Mörtvik. Follow the road for about 400 m and turn right for one kilometer and park by the road barrier to the left. Follow the tractor track for about 300 m and you will see the boulders on top of the hill to the right of the patch.

Characteristics

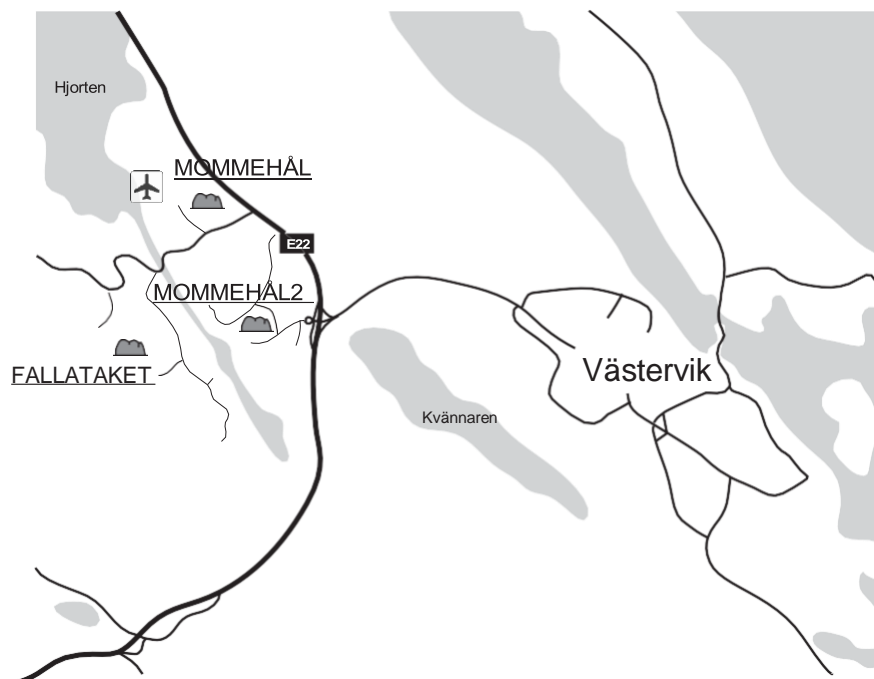
“Mommehål 2” is a new granit boulder area and it has a lot of easy problems suitable for beginners. The granit are in some places grainy.

Coordinates To the parking lot at the road barrier:

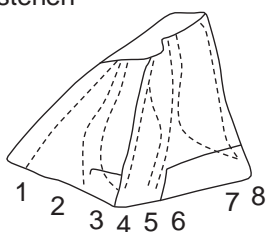
57°45'39.7"N 16°32'45.7"E 57.761023286414186 16.546016977636878

Boulder: 57°45'37.5"N 16°32'45.7"E 57.7604223206388 16.546038454698426

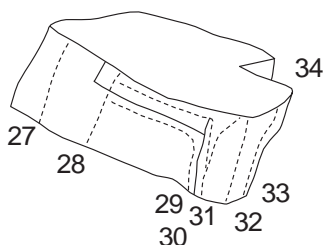
Map



Välkomsstenen



Takstenen



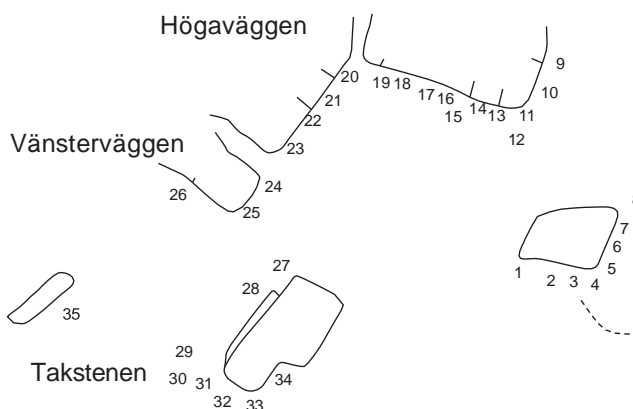
Välkomsstenen

1. Enbär, 4A
2. Momme, sds, 6B+, start at an undercling with right hand in the middle of the face
3. Max and Ruby, sds, 7A, start at right and climb left and then straight up
4. Suntour, sds, 8A
5. Fist, sds, 7B
6. Star Alliance, sds, 7B
7. Alpha Klanen, sds, 7B, start to climb left
8. Fina Areten, sds, 6A

Mommeväggen

9. Sprickan, 3A
10. The Pink Elephant, sds, 6C
11. Maha Kali, 7A
12. Maha Kali, sds, 7A+
13. Mommehålsprickan, 4A, climb the crack
14. Vass som Attan, 6A, climb to the right of the crack
15. Razors Edge, sds, 6A+, climb to the left of the crack
16. JW, 6C
17. Anton, 6B
18. Rush, 6A
19. Carros Crack, 5C, sds, standstart 5B,

Mommeväggen



Högaväggen

20. Ninja Assasin, 5A
21. Ninja Warrior, 5B straight up, between the cracks
22. Falcon, 5A
23. Naruto, 5C

Vänsterväggen

24. Ass-Gass, 4C
25. Right Gass, 4C
26. Left Gass, 6A

Takstenen

27. To the left I Say, 4B
28. Foothanger, 4C
29. Miller Low, sds, 5C, travers to the left below the roof and up Foothanger.
30. Miller High, sds, 5A, travers to the left on the roof and up Foothanger.
31. Shelter from the Rain, sds, 5B, straight up and to the right
32. Krystat, sds, 7A
33. Sannas Edge, 6B
34. Hilmers Corner, sds, 6A
35. Hilmers Wall, sds, 5C